


How students can Join Microsoft Teams meetings (online classes)

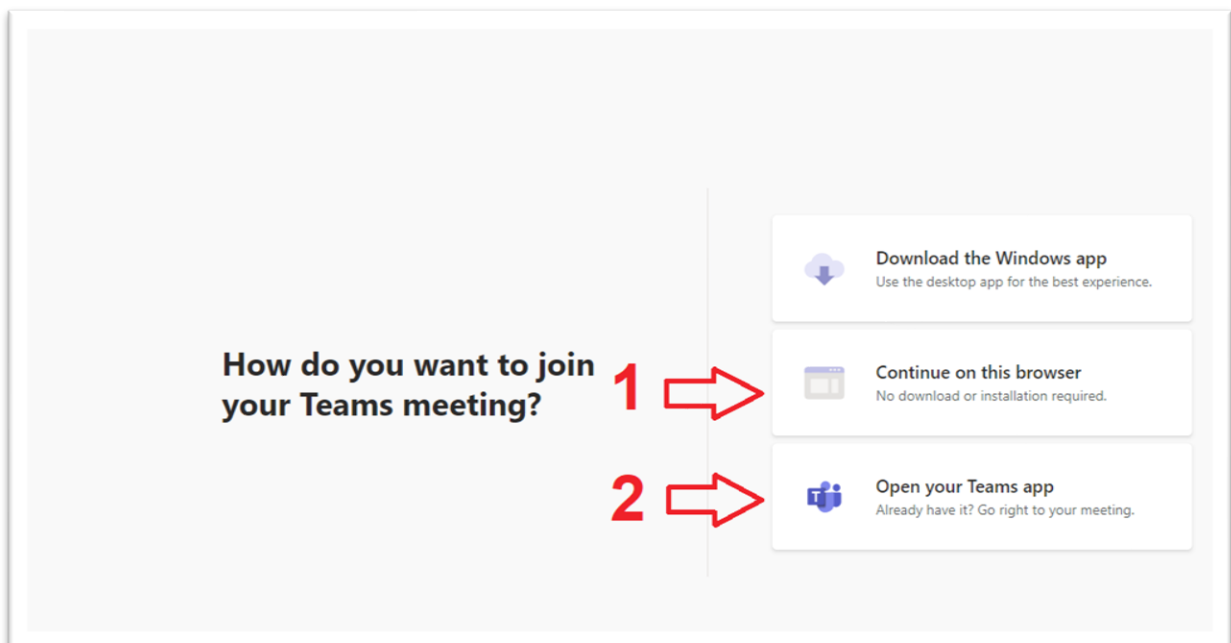
Microsoft Teams meetings are best when you join them from the Teams app or Teams on the web. If you can't use the app or the web, some meetings let you call in using a phone number.

Join Teams meeting from Canvas

The tutor's/ lecturers will create a Teams invitation link similar to the one below:



After you clicked on the link you will be directed to another page where you will see 2 options to join your Teams meeting:



1- Continue on this browser: you can choose this option if you don't have the Teams app installed on your device.

You need to Type in your name then click on **Join now**.

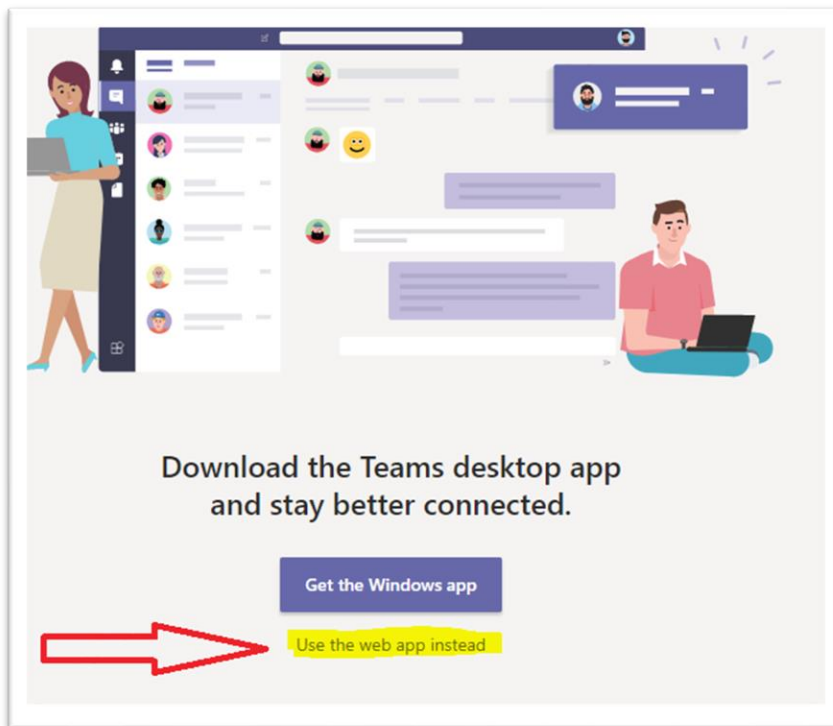
2- Open your Teams app: You can use this option if you have Teams app installed on your PC or mobile phone.

Choose the audio and video settings you want then select **Join now**.

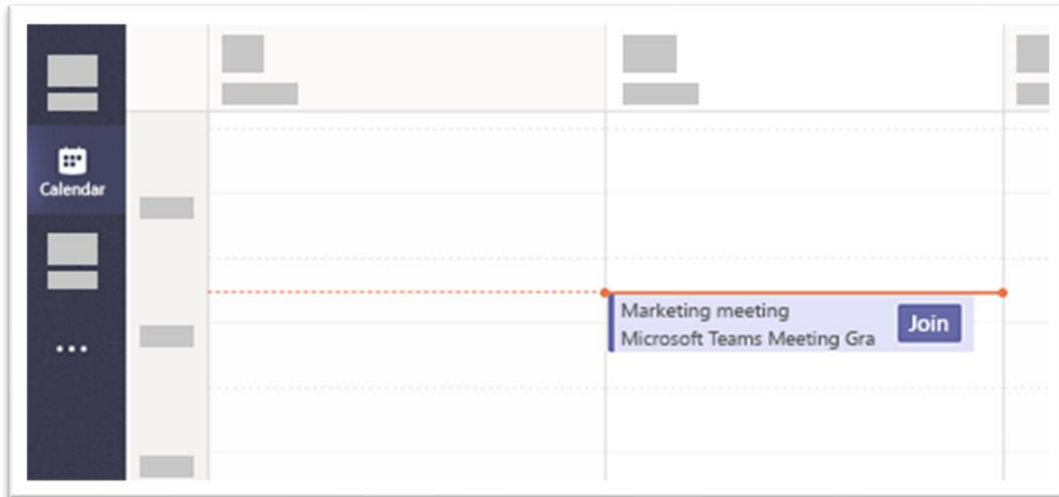
Note: Depending on meeting settings, you'll get in right away, or go to a lobby where someone in the meeting can admit you.

Join Teams meeting from Teams calendar

- 1- Open Teams app or if you don't have it installed go to teams.office.com then click on **use the web app instead**




- 2- Select **Calendar** icon (📅) on the left side of the app to see your meetings. Find the meeting you want, and then select Join.



Call in

If you're unable to use the Teams app or Teams on the web, you can join some meetings by calling a phone number.

If there's a phone number and conference ID in the meeting invite, just dial the number to join.

[Join IT Class on 28/04/2020 \(Microsoft Teams Meeting\)](#) 

Or join by dialing +64 4-280 2633

Conference ID: 480126548